



Fresh Start Challenge




Every new term is a fresh start!



This challenge is designed for current volunteers of Girlguiding Scotland. The activities within it will help you share how amazing guiding is, encourage more members to join and give everyone a great guiding welcome.

Choose the activities that are most relevant to you and your area and work through them this term. Complete at least 5 activities across any of the sections to earn a free badge!

Become a waiting list warrior!



Whether your waiting list is long, short or empty, these activities will keep you up to date and in control.


- Update your unit's capacity on GO. **Find out more about how to do this.** [↗](#)
- Have spaces in your unit? Reach out to other units nearby to ask if you could support them with their waiting list.
- Contact parents of girls on your waiting list to check their daughter is still interested in waiting for a space (and remove the enquiry if not). **Get more information about this.** [↗](#)
- Invite parents of girls on your waiting list to volunteer. **Discover ideas for how to do this.** [↗](#)
- Had success in tackling a waiting list? Share your experience with others in your district or division.

Become a shout-out superstar!



You're an amazing advert for Girlguiding! These activities will help you spread the word and encourage more adults and girls to inquire.

- Ask girls to invite a friend or bring an adult to visit your unit.
- Put up a poster in a public space – supermarkets, libraries, community centres, health centres often have community noticeboards. **Order free posters and postcards from the Girlguiding Scotland shop.** [🔗](#)
- Post a positive story about guiding on your personal social media.
- Add your volunteering role to your LinkedIn profile. **Find out how to do this.** [🔗](#)
- Own a guiding mug, pen or lanyard? Use it in a non-guiding setting (e.g. at work or university) to start a positive conversation about what you get out of guiding.
- Take part in a guiding activity in a public place wearing uniform.
- Send a good news story to your county PRA or **marketing@girlguiding-scot.org.uk** – it could feature in a press release or blog!
- Celebrate another member by nominating them for a Girlguiding Scotland award. **Learn more about our awards.** [🔗](#)






Become a welcome wonder!

These activities will help you offer a warm welcome and ensure new recruits continue their guiding journey.

- Respond to new enquiries quickly – parents within 21 days and volunteers within 10 days. **Learn more about this** [↗](#)
- Offer potential volunteers a range of ways to become involved in Girlguiding like being a unit helper, treasurer or shopper.
- Introduce a new volunteer to an adult member from another unit.
- Invite a new volunteer to observe your unit.
- Support a new volunteer to complete their recruitment checks and mandatory training.
- Encourage a new volunteer to attend a district or division meeting with you.
- Offer to become a buddy for new volunteers in your area.
- Award a First 15 badge to an adult that has supported 15 meetings as a volunteer. **Find out more about the First 15 badge.** [↗](#)



Share what you get up to!

We'd love to see what you get up to. You can let us know you're taking part in the challenge and share photos with us on Facebook, Instagram or Twitter @GirlguidingScot using #GirlguidingScotFreshStart. Always make sure you have photo permission for anyone in your pictures or videos.

Request your badge.

Follow this [link](#) or scan the QR code to fill in the form request your badge. Badges will be sent out in batches at the end of each term so you've got a whole term to complete the challenge.

